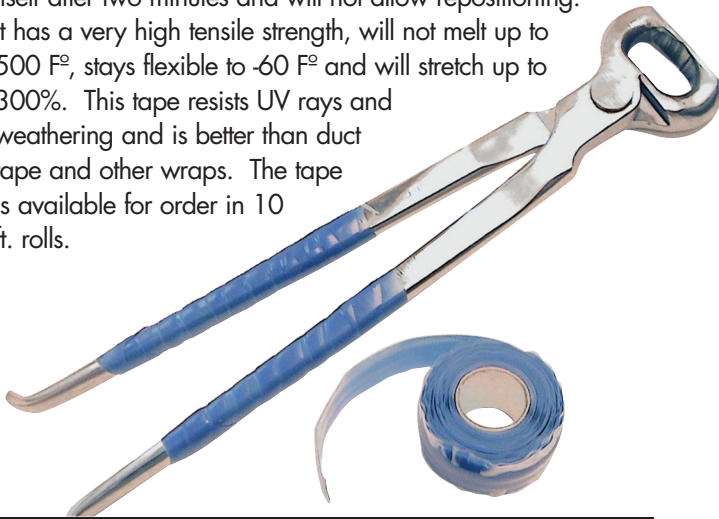


NEWS FOR FARRIERS

FootPro™ Introduces Silicone Wrap for Tool Handles

The new FootPro™ handle wrap is a versatile tape that works well as a handle wrap. The tape will fuse onto itself after two minutes and will not allow repositioning. It has a very high tensile strength, will not melt up to 500 F°, stays flexible to -60 F° and will stretch up to 300%. This tape resists UV rays and weathering and is better than duct tape and other wraps. The tape is available for order in 10 ft. rolls.



VECTOR 5 SLIM XS NAIL NOW AVAILABLE

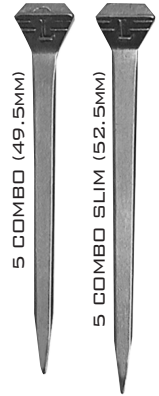
The new 5 Slim XS is made with a harder material than the current Vector 5 Slim. Farriers will find this nail especially desirable in areas where the hoof wall is very hard as a result of dry conditions. This nail is available for order now. 250 nails per box. **Length 52.55mm**



Liberty 5 Combo and 5 Combo Slim

The **5 Combo** is a good choice for Kerckhaert Steel Triumph, Dura Plain and SX-8 Series. The nail head is slightly larger than the 5 City, and shank is sized between a City and Slim blade. Length 49.5mm.

The **5 Combo Slim** has a longer length and slightly slimmer shank than the Liberty 5 Combo. It is ideal for SX-8 shoes in larger sizes and any shoe requiring a bit more length and head mass. Length 52.5mm. Both nails are packaged 250 nails per box.



Kerckhaert Standard Extra

The Kerckhaert Standard Extra is a wide-web pattern designed to give protection and support, especially in rough terrain. The features of this shoe include a bevel on the ground side, sole relief and a slight tapering of the heels. The V-crease design allows for better nail fit. Shoes are symmetrical and punched for 5 City or 5 Slim nails.



Standard Extra 00, 0, 1, 2, 3

KERCKHAERT CLIP SYSTEM DESIGN REALLY DOES MAKE A DIFFERENCE

See and experience the difference in the Kerckhaert clipped shoes. Because Kerckhaert patented clip systems are designed to give you a proper seating of the clip in the hoof wall you have the best possible contact and fit. You won't find this innovative design in other brand shoes on the market.



Kerckhaert Radius Clips



Competing Brand Clips



Compare the difference and we know your choice will be Kerckhaert.

Better design, better fit, better results.



Choosing the Best Fit is Your Best Option

THE NATURAL ANGLE has covered a lot of basic, everyday issues throughout the history of the publication. Perhaps no topic affects you more on a day-to-day basis than the choice of nails and shoes for your work. This article will be a reminder of some of the “best recommendations” brought forward by your peers in the industry; farriers that have risen to the top because they made excellence an everyday goal.

How's the Shoe Punched, from Volume 1 issue 2, talked about shoes with a V-crease and the advantage design can give you in nail fit. This may be one of the most basic concepts in making a shoe choice; giving you the best results, day in and day out.



Kerckheart Rim with V-Crease (left). Typical Keg shoe with flat bottom Crease (right).

The Kerckhaert Horseshoe Company pioneered mass production of shoes that are creased and punched with many of the same results you would get with hand-made shoes. They understand the V-crease will facilitate optimal nail fit; giving you the flexibility to use a range of nail sizes that provides the best choice for the foot you are working on. The American series shoes, such as the Standard, Standard Rim and SX Series, are good examples.


A Standard Rim shoe may be going on a horse that is in conditions that don't require a 5 City shank (a show ring or loamy soil for example). It may also be going on a foot that is small enough that you don't feel a 5 City shank is appropriate. The Standard Rim can take a 5 City or 5 Slim head, with a small portion of the head remaining above the ground surface. Yet, in the same shoe, you can choose a 5 Race and end up with a very secure fit, with a smaller shank and a flush fit of the head and ground surface. This choice is only possible with a properly designed V-crease. Otherwise, you depend on the shank to bear all the stress of securing the shoe while reducing your nail choices. You may have a shank size that is larger than the foot requires, or can handle, without hoof wall damage.



The Kerckheart Rim Series with V-Crease give you flexibility to use a range of nail sizes. Above, Liberty 5 City and 5 Race were used respectively.




The typical keg shoe has a U shaped crease with a flat bottom, and the head, even when choosing a larger nail, will not make contact with both sides of the crease. Good nail head fit just isn't possible with the design of the U shaped crease. This is even more evident on resets. With the V-crease, the bottom of the crease is deeper in the shoe and the angled sides of the crease allow for nail fit that makes contact with the crease sides even after normal ground surface wear occurs.



Unlike the Kerckhaert Standard Rim Series with V-Crease (left), the typical keg shoe with flat bottom crease (right) does not allow the nail head to make contact with both sides of the crease.


The V-crease also offers a significant advantage in how much choice you have in the driving angle of the nail. A U shaped crease has a thicker pritcheled section and restricts the amount of pitch you can get with the nail. The deeper V-crease, with a shorter pritcheled section, allows you to angle the nail significantly in the toe area. You need the angle to correspond with the hoof wall angle. This can be a huge help in getting a secure nail height without damage to the wall. If the hoof were straight up and down from toe to heel, this wouldn't be an issue; however, we all know that's not what you are likely to see when you show up at a barn. If you are having difficulty getting a consistent nail line and the shoe is fit properly, think about how the crease and nail holes of your shoes impact your effort. This is one more good reason to choose the products that make your life easier and your work more correct.



The deeper V-crease of the Kerckhaert Standard Rim Series (right), with a shorter pritcheled section, allows you to angle the nail quite significantly in the toe area.

There is no doubt nail choice is also a factor in fit. Kerckhaert has introduced a nail program that provides a choice for even better nail fit. The Liberty line is proving itself in the market by providing a consistency and precision that goes hand in hand (nail in shoe) with the idea of optimal nail and shoe fit. You may have had to make do with inconsistent head and shank size, "flash" and other quality issues that prevented you from reaching that level of

excellence you strive for. Case after case, box after box, nail after nail, the Liberty nails are showing that it is possible to produce a product that meets the demands you have in order to do your best work. The shoe can have a perfectly designed crease and nail hole, but not be secure simply because the nail quality did not measure up. The next time you pull a nail out of your box, examine the head area and the "neck" or area where the shank meets the head. If you are seeing "flash" or other irregularities in this area, compare with a Liberty nail and you'll see a noticeable difference. While the irregularities may not stop you from getting "tight" nailing, they will keep you from having the optimal fit that is your goal.



The farrier market is a limited market. You have probably noticed this fact even more with the recent economic downturn. The things that set you apart from the competition are your abilities to understand good fundamentals of hoof prep, appropriate fit of shoes and solid business practices. The farrier trade is no different from any other in that your choice of products can help set you apart and elevate your reputation in the market. Choose for quality, precision and performance. Your skills and your careful choice of appropriate products will keep you working even during the toughest times. Keep in mind value does not come solely from the price you pay for a product or service, for you or for your customer.

JUST A REMINDER

FPD's Field Guide for Farriers

FPD's Field Guide for Farriers gives you a useful on-the-go guide to the best horseshoes, nails and tools for various disciplines with tips and videos on how best to use them.



Scan code with your smart phone

www.farrierproducts.com/fieldguide

Be sure to like FPD on Facebook at www.facebook.com/FarrierProductDistribution, visit the HoofWall™ Blog farrierproducts.com/blog and subscribe to us on YouTube www.youtube.com/FarrierProducts